



INDIAN INSTITUTE OF TECHNOLOGY PATNA

████████████████████
WELCOMES YOU ALL

PG Academic Portal – Login Guidelines

Important Note –

1. PG Academic Portal - <https://cetpgex.iitp.ac.in/moodle>
2. PG Academic Website - <https://cetpgex.iitp.ac.in>

Important Websites





For Information about Timetable, Academic Calendar

Visit -
PG Academic Website
<https://cetpgex.iitp.ac.in>

For attending lectures, assignments, quizzes, examinations, lecture recordings, lecture notes, Reference Books


PG Academic Portal- <https://cetpgex.iitp.ac.in/moodle>

PG Academic Portal – Moodle Guidelines



How to login to the Portal

Step-1: Navigate to <https://cetpgex.iitp.ac.in/moodle> Once the page load, click on “**Log in**” on the top right corner.



Step-2: Once the page loads, click on **“Sign in with Microsoft”** on the right and use your allocated **IIT Patna e-Mail login credentials** to log in. (e.g., xxxxxxxx_25axxresxx@iitp.ac.in)

Log in

Indian Institute of Technology Patna
भारतीय प्रौद्योगिकी संस्थान पटना
Center for Educational Technology (CET)

Home IIT Patna Home Central Library Apply Now

Log in to Moodle: Center for Educational Technology

Username

Password

Log in

Lost password?

Log in using your account on:

Microsoft

Cookies notice

?

Step 3: Please don't add any phone number here and click on **"Skip Setup"**.

Indian Institute of Technology Patna

Keep your account secure

Phone

You can prove who you are by answering a call on your phone or receiving a code on your phone.

What phone number would you like to use?

United States (+1)

☒ Receive a code

☐ Call me

Message and data rates may apply. Choosing Next means that you agree to the [Terms of service](#) and [Privacy and cookies statement](#).

Next

Skip setup

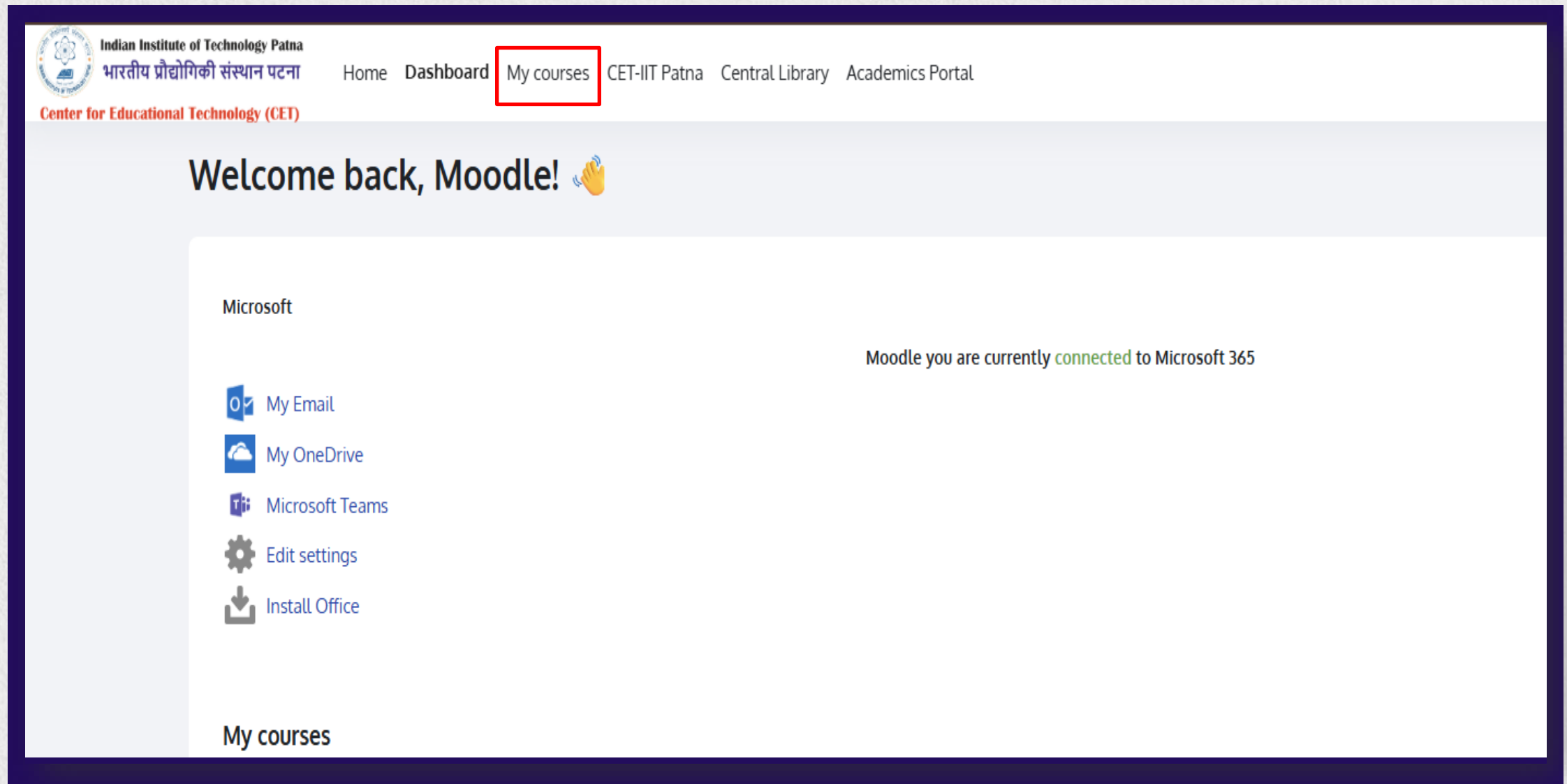
Step 4: After logged in successfully, you will be able to see **Dashboard** as your first screen. **Click on My Courses at the top right of your screen. In case, the core courses are not visible, don't worry, the core courses will be visible before class starts.**

The screenshot displays the IIT Patna dashboard. At the top, a dark blue header contains navigation links: Home, Dashboard, My courses (highlighted with a red box), IIT Patna Home, Central Library, and Apply Now. To the right of these links are icons for notifications, chat, and a user profile labeled 'Ms' with a dropdown arrow, and an 'Edit mode' toggle switch. The main content area features a greeting 'Hi, Mathematics - I!' with a waving hand emoji. Below this is a 'Microsoft' section titled 'Mathematics - I you are currently connected to Microsoft 365', which lists links for My Email, My OneDrive, Microsoft Teams, Edit settings, and Install Office. A 'Timeline' section follows, with filters for 'Next 7 days' and 'Sort by dates', and a search bar for 'Search by activity type or name'. The timeline currently shows 'No activities require action'. In the bottom right corner, there are two small blue buttons: an upward arrow and a question mark.



How to access the Learning Resources

Step-1: After successfully logged in to the portal, Click on **My courses** at the top.



Indian Institute of Technology Patna
भारतीय प्रौद्योगिकी संस्थान पटना

Home Dashboard **My courses** CET-IIT Patna Central Library Academics Portal

Center for Educational Technology (CET)

Welcome back, Moodle! 🖐️

Microsoft

Moodle you are currently **connected** to Microsoft 365

- My Email
- My OneDrive
- Microsoft Teams
- Edit settings
- Install Office

My courses

Step-2: All the available courses will appear. Now click on any one course.

Indian Institute of Technology Patna
भारतीय प्रौद्योगिकी संस्थान पटना
Center for Educational Technology (CET)

Home Dashboard **My courses** CET-IIT Patna Central Library Academics Portal

MS

My courses

Course overview

All Search Sort by course name Card

Autumn 2023
BBA 227/ BO CDA 210 - Internship
0% complete

Semester - I
BO CDA 101 Mathematics-I
0% complete

Semester - I
BO CDA 101: Mathematics - I
0% complete

Semester - I
BO CDA 103 Foundation of Computer Science

Semester - I
BO CDA 105 Foundation of Data Analytics

Semester - I
BO CDA 107 Foundation of English for ...

Test

Test

?

Step-3: In each course, the following section will be available for you.

› General

› Course Syllabus

› Assessments: Assignments/Quizzes/End Semester Examination

› Lectures: Lecture Room and Recordings

› Lecture Notes

› Reference Books and Study Material

Step-4: In **General – Announcement** is there, The faculty will use the same to inform you about important information regarding classes, quizzes, assessments etc. In the **Course Syllabus – The syllabus of the respective course will be there.**

▼ **General**

Expand



Announcements

▼ **Course Syllabus**



Syllabus: BO CDA 101

› **Assessments: Assignments/Quizzes/End Semester Examination**

› **Lectures: Lecture Room and Recordings**

› **Lecture Notes**

› **Reference Books and Study Material**

Step-5: In **Assessments: Assignments/Quizzes/End Semester Examination** - The faculty will add and schedule quizzes, assignments etc. You need to visit this section for every course on daily basis.

▼ Assessments: Assignments/Quizzes/End Semester Examination



Assignment 1

Opened: Thursday, 10 July 2025, 12:00 AM

Due: Thursday, 17 July 2025, 12:00 AM




Quiz 1

Opened: Thursday, 10 July 2025, 5:43 PM


Closes: Friday, 18 July 2025, 5:43 PM


Step-6: In Lectures: Lecture Room and Recordings – The details for the lectures and lecture recordings will be available.


✓ Lectures: Lecture Room and Recordings


 CDA 101 - Mathematics - I Lecture Room and Recordings


Mark as done

 **CDA 101 - Mathematics I (Online Classes)**


 **Evening Sessions**


 **Days:** Thursday, Friday, Saturday


 **Time:** 6:00 PM – 6:30 PM IST


 **Duration:** From today till 20 November

Join Evening Session


 **Morning Sessions**

 **Day:** Every Monday

 **Time:** 11:00 AM – 1:00 PM IST


 **Duration:** From Monday till 20 November

Join Morning Session

 **Lecture Recordings**

You can access all class recordings at the following link:

Lecture Recordings

 **Note:** Please log in using your institute Microsoft account before joining or accessing recordings.

Step-7: In **Lecture Notes and Reference Books** – The lecture notes for the lectures and reference books will be available.

▼ Lecture Notes



Lecture Notes

▼ Reference Books and Study Material



Probability & Random Processes (3e): Grimmett & Stirzaker



Introduction to Probability Theory (3e): Hoel et. al



Calculus & Analytical Geometry (9e): Thomas & Finney